



DOGS Victoria Emergency Response Plan

Emergency 000

CFA Bushfire
Information Line -
1800 240 667

Vic Roads
(closures/traffic info)
13 11 71

Telstra
(redirect calls to
mobile)
1300 134 239

RSPCA
Emergency Line
9224 2222

As illustrated in the communication chart following, DOGS Victoria will act as a conduit between members needing assistance and members offering assistance.

This model is based on our experience during the Black Saturday bushfires in 2009.

Breed clubs proved to be an invaluable source of referrals and assistance and we will again be calling on them this year.

This should be your first point of contact if you are a member of a breed club.

Or contact the DOGS Victoria office (9788 2500) during business hours or Frank Valastro on mobile (0438 518 157) after hours or on weekends.

If you are able to offer assistance during an emergency please fill in the form on the bushfire section of the DOGS Victoria website or contact the office. This will be

place on a notice board on the website, allowing members to directly contact each other to arrange assistance.

Notice boards on the website will be created on an as-needed basis.

The flexibility of our plan allows us to respond quickly and provide assistance as needed.

We hope this will not be needed and everyone will be safe this summer!

A full Fire Ready Kit can be downloaded from

www.cfa.vic.gov.au/residents/summer/firereadykit.htm

You can also request a printed kit directly from the CFA.

DOGS Victoria
9788 2500

Frank Valastro
(out of office hours)
0438 518 157

Robyn Ackland
(emergency accomm. at
KCC Park)
0419 593 726

Who to contact in case of an emergency?

After contacting the appropriate authorities, you can contact DOGS Victoria if you feel you or your pets need help.

The office or Frank Valastro will then refer you to a regional co-ordinator.

Alternatively contact the secretary of your breed club or your regional coordinator (see map on page 2) for assistance.

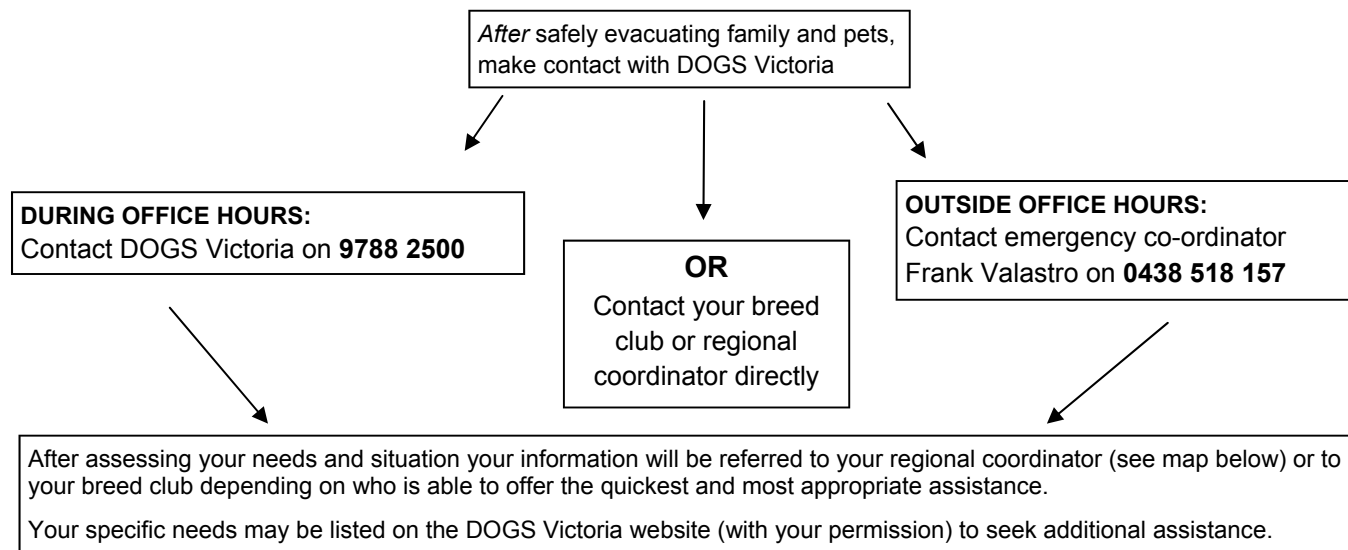
DURING OFFICE HOURS
Contact DOGS Victoria on
9788 2500

OUTSIDE OFFICE HOURS Contact Frank Valastro on **0438 518 157**.

FOR EMERGENCY ACCOMMODATION/ CAMPING AT KCC PARK Contact Robyn Ackland on **0419 593 726** or **8790 0792**

FOR ALL EMERGENCIES RING 000

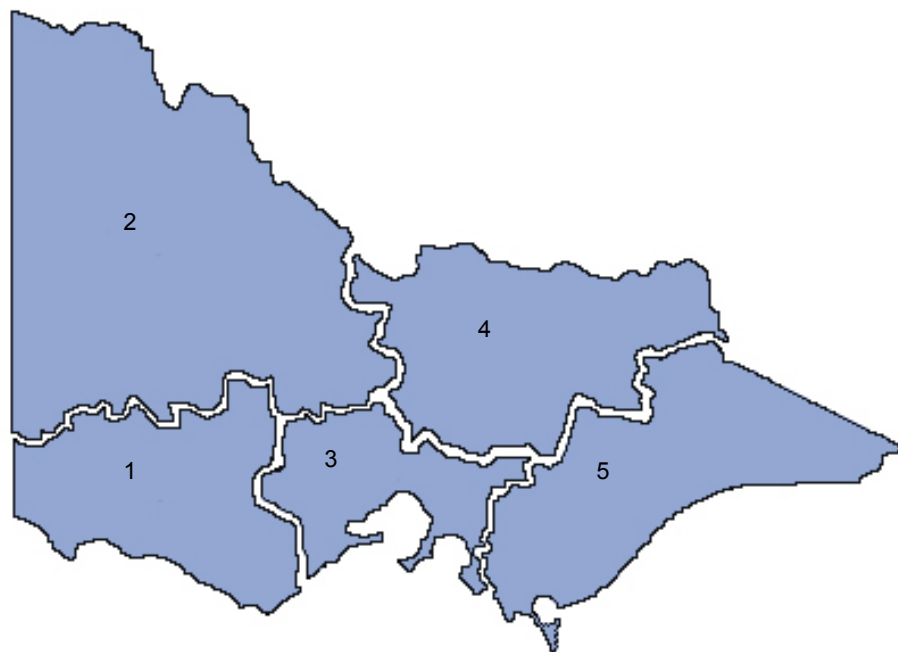
DOGS Victoria Emergency Response Plan Communication Process



How can DOGS Victoria help?

- Emergency vet care for your dogs
- Emergency housing for your dogs
- Emergency food for your dogs

In some cases we can also assist with emergency accommodation for your family, e.g. camping facilities at KCC Park.



Region 1 - South Western - Frank Valastro - 0438 518 157

Region 2 - North Western - Shane Addison - 0438 523 526

Region 3 - Central - Jan Cooke - 0402 114 044

Region 4 - North Eastern - Shane Addison - 0438 523 526

Region 5 - Eastern - Keith Lovell - 0419 231 129 or 5627 8110

KCC Park Emergency Contact - Robyn Ackland - 0419 593 726

Review your emergency plan annually

Following last year's Black Saturday fires, DOGS Victoria reviewed its own emergency response plan. It became clear that it was equally important to encourage members to have their own plan.

DOGS Victoria recommends that



members review their emergency plan each November as this is the start of the fire season and before the rush of the holiday season leaves you without extra time.

Within this document you will find tips to help you create or review your household's emergency plan.

It is a good idea to print this now for future reference.

We have also created tips to include your pets, particularly your dogs, when developing your plan.

The DOGS Victoria emergency plan is designed to work with your emergency plan whether you are directly affected or able to help those affected.

Working together we will be ready!

Tips for Preparing Your Home

[From www.cfa.vic.gov.au](http://www.cfa.vic.gov.au)

- Clear leaves and rubbish from gutters
- Enclose or screen underfloor areas
- Seal gaps, vents and roof spaces
- Ensure LPG tanks are stored appropriately, vented away from your house
- Firmly fix roofing
- Clear fuel from around your home
- Reduce leaf litter
- Keep grass less than 10cm and watered
- Trim shrubs
- Trim overhanging tree branches
- Move woodpiles away from the house

Your household emergency plan

Please visit the CFA website for resources to assist you in preparing your own emergency plan.

You need to decide as soon as possible if you will leave early or stay to defend your home and property.

The CFA has introduced a new level of danger rating, higher than extreme -

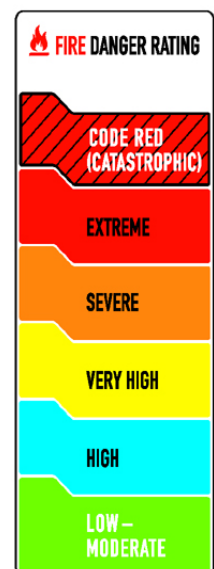
Code Red/Catastrophic.

They advise even well-defended homes will be in danger at this level. The safest option is to leave the night before or early in the morning when this code is issued for your area.

The CFA advises that children should not be part of a stay and defend plan.

DOGS Victoria advises that dogs, and other pets and livestock should be evacuated early even if you have a stay and defend plan.

Whether you plan to leave early or stay, be sure you know exactly where you and your pets will go. It is a good idea to have at least two options.



Preparing Your Relocation Kit

The CFA recommends having the following assembled and read to go quickly and easily:

- Protective clothing
- Food and water
- Contact details for your doctor, dentist, hospital, chemist, vet, council, water and electricity suppliers
- Woollen blankets
- Medication and toiletries
- Mobile phone and charger

- First aid kit
- Copies of important documents

Consider storing photos, jewellery and other family mementos, as well as copies of banking, tax, Medicare, passports and other important documents kept somewhere away from your property during the fire season so you do not have to worry about them in case of evacuation.



It is also a good idea to review your insurance annually and make sure you are FULLY covered!

Preparing your Dog Relocation Kit

In addition to your kit you will need a relocation kit for your dog (and other pets). Physically put both kits, your pets and your family into your vehicle to make sure it all fits easily.

Have a box, bag or other container with all items needed in a convenient location to 'grab and go' in case of an emergency.

You may not be able to get some items following a disaster so it is important to bring several days worth of supplies for your dog.

This kit should contain:

- Lead and collar for each dog
- Food and water bowls
- Sealed container of fresh water
- Several days worth of food
- Your pets' medication
- Bed, blanket and/or coat if needed
- Spare brush
- Crate, box or kennel
- Toys, treats, etc.

- Proof of vaccination
- Registration certificate and pedigree (or photocopy)

It is a good idea to leave your dog's collar with council tags on it at all times during an emergency situation in case it should escape.

If your dog is microchipped, ensure its details are up-to-date on the microchip register.

Visit www.petregister.com or ring 1300 734 738.

Managing animals in emergencies

The RSPCA advises that animals should only be left behind when it is impossible to move them in advance or to take them with you.

Your animals are your responsibility. It is up to you to plan ahead and to prepare for the safety and welfare of your pets.

If moving animals to a safer place, do so early to avoid unnecessary risk to

you and your animals. Late evacuation can be very dangerous.

If pets are likely to be at risk, every effort should be made to arrange to take them to a safer area in advance. This might be with relatives, friends, animal boarding facilities or to a temporary animal shelter or evacuation centre which accepts animals (they may request current vaccination

records so have those in your dog's kit).

After a disaster

Because surroundings will have changed following a disaster, animals can be disorientated, frightened or aggressive. Take care when releasing them and do so in a confined area to avoid their escape.

Visit www.rspcavic.org for more tips on hot weather management.

